

Project 2

Hybrid Cloud Storage System

Project due on May 1st (11.59 EST)

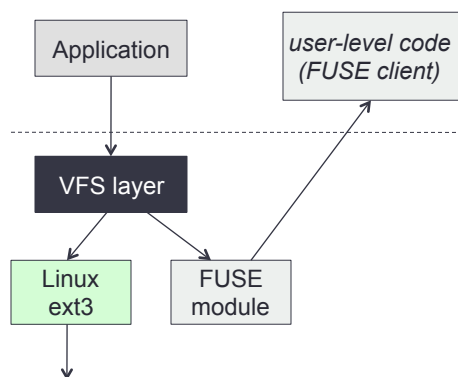
- Start early 😊: We have three graded milestones
 - Milestone 1: demo part 1 by March 29th
 - Milestone 2: demo part 2 by April 12th
 - Milestone 3: demo part 3 by April 26th
 - Final Report Due: May 1st
- “Oh well, I will write the report on May1st”
 - Bad idea 😊
 - **25%** of the project grade is associated with the final report
 - Project report consists of a design overview and performance analysis of your results on all three parts.
 - Project report must answer questions on page 15 of handout.

Summary of the project

- Write a user-level file system called CloudFS that manages hybrid storage devices (SSD and cloud storage)
 - File system in user-space (FUSE) toolkit
 - Code to be written in C/C++
- Testing and evaluation setup
 - All development and testing done in Linux using the VirtualBox virtual machine setup
 - Your code must compile in the Linux images on the virtual machine

Part 0: Primer on the FUSE toolkit

- Interposition layer to redirect VFS calls to your user-level code
- FUSE client code is programmable
 - Talk to remote nodes
 - Interact with local FSs
- FUSE clients need to implement a minimal set of protocols



FUSE API

- Supports most VFS calls
 - This API is the “high-level” interface using path names
- You don’t need to implement all the calls
 - Simple systems, such as CloudFS, can get way with basic calls

```

int(* getattr)(const char *, struct stat *)
int(* readlink)(const char *, char *, size_t)
int(* mknod)(const char *, mode_t, dev_t)
int(* mkdir)(const char *, mode_t)
int(* unlink)(const char *)
int(* rmdir)(const char *)
int(* symlink)(const char *, const char *)
int(* rename)(const char *, const char *)
int(* link)(const char *, const char *)
int(* chmod)(const char *, mode_t)
int(* chown)(const char *, uid_t, gid_t)
int(* truncate)(const char *, off_t)
int(* utime)(const char *, struct utimbuf *)
int(* open)(const char *, struct fuse_file_info *)
int(* read)(const char *, char *, size_t, off_t, struct fuse_file_info *)
int(* write)(const char *, const char *, size_t, off_t, struct fuse_file_info *)
int(* statfs)(const char *, struct statfs *)
int(* flush)(const char *, struct fuse_file_info *)
int(* release)(const char *, struct fuse_file_info *)
int(* fsync)(const char *, int, struct fuse_file_info *)
int(* setattr)(const char *, const char *, const char *, size_t, int)
int(* getattr)(const char *, const char *, char *, size_t)
int(* listxattr)(const char *, char *, size_t)
int(* removexattr)(const char *, const char *)
int(* opendir)(const char *, struct fuse_file_info *)
int(* readdir)(const char *, void *, fuse_fill_dir_t, off_t, struct fuse_file_info *)
int(* releasedir)(const char *, struct fuse_file_info *)
int(* fsyncdir)(const char *, int, struct fuse_file_info *)
void *init(struct fuse_conn_info *conn)
void *destroy(void *)
int(* access)(const char *, int)
int(* create)(const char *, mode_t, struct fuse_file_info *)
int(* truncate)(const char *, off_t, struct fuse_file_info *)
int(* fgetattr)(const char *, struct stat *, struct fuse_file_info *)
int(* lock)(const char *, struct fuse_file_info *, int cmd, struct flock *)
int(* utimens)(const char *, const struct timespec tv[2])
int(* bmap)(const char *, size_t blocksize, uint64_t *idx)
unsigned int flag_nulldata_ok: 1
unsigned int flag_reserved: 31
int(* ioctl)(const char *, int cmd, void *arg, struct fuse_file_info *, unsigned int flags, void *data)
int(* poll)(const char *, struct fuse_file_info *, struct fuse_pollhandle *ph, unsigned *revents)
    
```

Part 1: Hybrid Flash-Cloud Systems

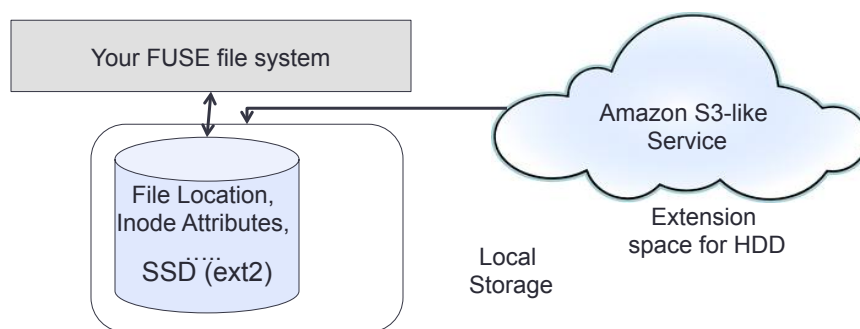
- Hybrid storage systems: Best of both worlds
 - Unlimited capacity (in cloud storage)
 - Fast random access speed (in local flash)
- CloudFS is a layered file system
 - Higher-level file system (CloudFS) splits data between SSD and cloud storage.
 - SSD is running its own local file system (Ext2) which you will not modify
 - Cloud storage is running as a separate object store which you will access through Amazon S3-like interface without modification
- Key idea
 - All small objects in flash, all large objects in cloud storage
 - All small IO (metadata) accesses should be satisfied in flash

Amazon S3 storage model

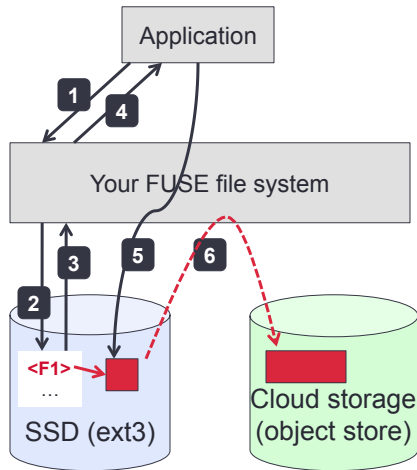
- Object storage in flat namespace
 - Structure: S3://BucketName/ObjectName
 - (Bucket is like a non-hierarchical directory, object could be a file)
 - List operations: look up the buckets or look up objects in a bucket
 - Put: write an entire object into S3
 - Get: read an entire object from S3
- Pricing (scale up to fit our tests):
 - Capacity pricing: \$0.095 per MB (max capacity during one test)
 - Request pricing: \$0.01 per request
 - Data Transfer Pricing: \$0.120 per MB (out of S3 only; that is, reads)
 - Note: cost will probably NOT be dominated by capacity

System Overview

- SSD manages metadata information:
 - File location: in SSD or Cloud?
 - Namespace and inode attributes
- Cloud extends the capacity of local SSD
 - SSD is not a strictly a cache, because some data never goes to cloud



Size-based data-placement

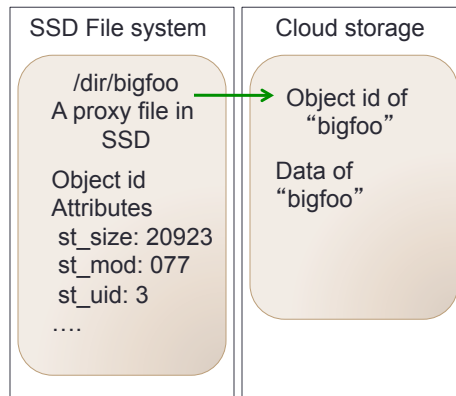


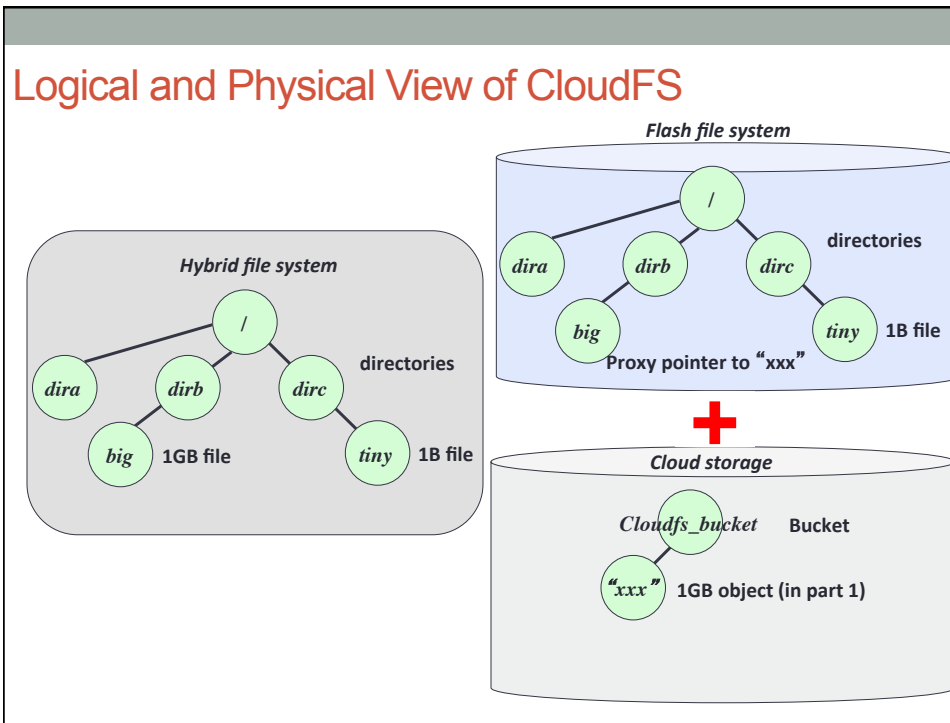
Skeleton Code for CloudFS is provided to you in the distribution

- 1) App does create("f1.txt")
 - 2) CloudFS creates "f1.txt" in SSD
 - 3) Ext3 on SSD returns a handle for "f1.txt" to FUSE
 - 4) FUSE "translates" that handle into another handle which is returned to the app
 - 5) App uses the returned handle to tell you to write to "f1.txt" on the SSD
 - 6) When "f1.txt" closes and is big, CloudFS moves it to cloud storage and "f1.txt" on the SSD becomes a proxy file that contains mapping to the object on cloud storage
- For design simplicity, this migration to cloud storage is done only when the file is closed.

Keep mapping and attributes in SSD

- After migration from SSD to cloud storage
 - Keep mapping between a proxy file in SSD and an object in cloud storage
 - Keep attributes of the file in SSD to avoid accessing (or even storing) in cloud storage
- Mapping information is stored in data block of proxy file or customized list inside a file in SSD (your design)
- Inode attributes are stored as (you choose): (1) extended attributes, or (2) customized list inside a file in SSD (again your design)





Testing and Evaluation

- Test scripts (`test_part1.sh`) that perform three steps
 - Extract an `.tar.gz` file in the CloudFS mount point
 - Compute checksum on all the files and compare
 - Perform a directory scan of all files (`ls -aIR`)
- Script allows you to test with different dataset sizes
- To facilitate measurements, each test ...
 - ... will empty caches before runs by remounting CloudFS
 - ... will measure number of block I/O to SSD and cloud storage using `vmstat` and `cloud stat` info
 - *(virtualized setup makes time-based measurement hard)*
- More details in the README file in the `src/scripts/`

Expected output for correctness

- Test scripts returns the number of blocks read/written during each of the step (by parsing “vmstat -d”, cloud log)

Testing step	Expected Correct Output
Extracting TAR file in CloudFS	Big files (>threshold) should go to cloud storage. Small files (<threshold) should be in the SSD.
Performing a checksum on the all the files	MD5 of files in CloudFS should match with MD5 of original files.
Scanning whole directory of the TAR file using “ls -laR”	Only the SSD should have block reads (Cloud storage should see no object GETs)

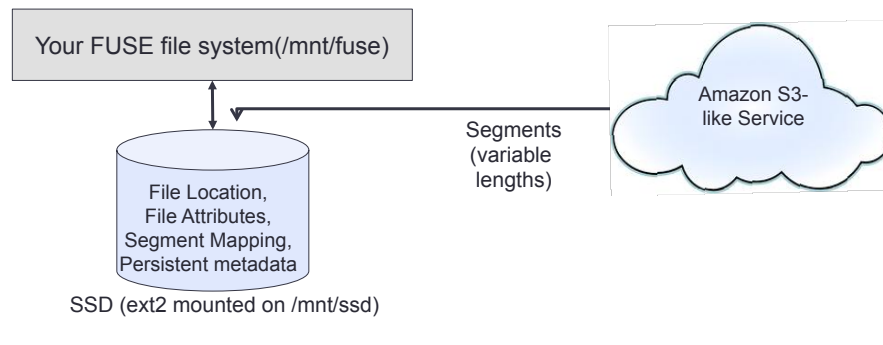
- Another useful tool is btrace/blktrace

Part 2: Deduplication

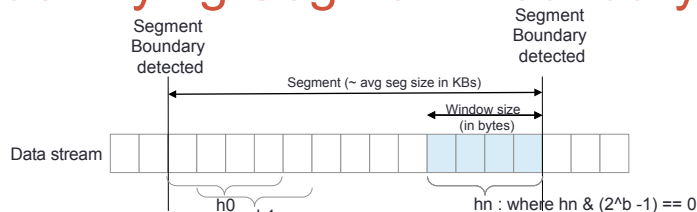
- Deduplicate: store only unique content in the cloud
 - divide content into segments using Rabin Fingerprinting
 - compute a content hash of each segment
 - lookup each segment’s hash in a catalog
 - store segments with new/unique hashes as objects in the cloud
 - add new hashes to the catalog
 - keep track of segment metadata (hashes, object key) on SSD
- Goal: Reduce cloud costs
 - Max capacity consumed should be reduced
 - Data transfer costs should be reduced
 - Number of operations (PUTs) will be increased

System overview

- Segments defined by Rabin Segmentation API
- All segments stored in Cloud
- File attributes (size, permissions etc) stored on SSD
- File-to-Segment mapping on SSD
- Persistent Hash lookup table on SSD



Identifying Segment Boundary



- Define segments by data contents, not external alignment
- “Rolling” hash computed for each byte across last 'window size' bytes
- Declare a new segment boundary if we find a specific hash value
 - E.G. if last b bits of hash value h_n are 0
 - With “good” hash function, the average segment size will be 2^b
 - Details: identical windows leads to tiny segments: set a min size
- All of this is implemented in Rabin Segmentation provided
- Use the code structure in `src/cloudfs/rabin-example.c`

Identify duplicated segment

- Decide on a naming scheme for the segments
 - E.g. counter of segments created
 - E.g. Md5sum of content
- Identifying duplicate segment – lookup
 - Maybe a hash table of segments in the cloud
 - Maybe a database, maybe even just a bloom filter
 - But make it fast, persistent, small and above all **simple**
 - Can recreate hash data structure on startup using LIST, if you choose to

Mapping files to segment

- Need to reconstruct the whole file in SSD on file open()
- So need to maintain file-segments mapping
 - Can store in same file that was used to store file attributes in part1 (if you used one)
 - Can design a segment store that keeps key->values mapping for all files in the cloud
 - Think about the naming scheme for segments, some are better than others
 - Again, make it fast and simple
- Update the mapping only on on file close()
- read() and write() operate on the local SSD copy of the file (giant simplification!)

Cleaning up on file deletion

- Recovering space of unneeded segments in cloud
 - Probably best to do on some delete() operations
- Come up with a reference counting scheme for segments
 - Can store it as part of hash table
 - Can manage it separately, but this information has to be persistent across remounts of file system so segments don't get removed too early

Testing and Evaluation

- Part2 test scripts will test :
 - Correctness
 - Copy the same file multiple times, read back each copy and compare
 - Prepend, append some data and read back
 - Performance: cloud usage charges
 - For all tests compare the cloud usage with and without dedup (–no-dedup)
 - Cost reduction/increase – be wary of paying more for dedup'd cloud!

Part 3: Caching

- Could storage charge for operations

Type	Price used in our tests	Real price of Amazon S3
Capacity	\$ 0.095 per MB (max usage during one test)	\$ 0.095 per GB per month for the first 1 TB
Operation pricing	\$ 0.01 per request	PUT, COPY, POST, LIST: \$ 0.01 per 1,000 requests. GET: \$ 0.01 per 10,000 requests.
Data transfer pricing	\$ 0.12 per MB (out from S3 only)	\$ 0.12 per GB per month for up to 10 TB (out from S3 only).

- Goal: reduce cloud cost by file level caching (and make laptop faster)
- You are going to define a file replacement policy and explore tradeoffs in the project report

Designs (hints)

- A simple example of caching
 - LRU: Recently written files should remain in local file system. When local file system is nearly full, least recently opened files are moved to cloud
 - Write-through: synchronize file and cloud when file is closed
 - Write-back: delay, possibly never, write to cloud

We expect better file replacement policy than LRU that considers price model of cloud storage.
- Persistency of cache
 - “Warm start” is better than “cold start”
 - For warm start, need a way of identifying files in cache on mount
 - Full scanning of cache region on mount time or a persistent data structure could be one design option

Testing and Evaluation

- Part3 test script performs two subtests
 - Stress test will generate random sized files and check correctness
 - Cache test will run a set of workloads and measure performance metrics.
- In part 3, cost savings is the most important evaluation criteria
- Your implementation has to pass stress test as well to show correctness

Summary: data structures for CloudFS

- A list of data structures to maintain:
 - File Locations: URL identifies the location of a file
 - Namespace (directory entries)
 - Inode attributes (timestamp, access mode ...)
 - LRU list: a list of objects in local storage sorted by last closed time
 - Hash value of file segments for de-duplication
 - Reference count for each object
- DO's and DON'T's:
 - No in-memory only solutions
 - Out-of-core structures should use space on SSDs

Assumptions for simplification

- No file is larger than SSD cache capacity
- Infinite space on SSD for open files (and only open files)
- No need to store all file metadata in Cloud (e.g. attributes)
- All metadata fit into SSD (i.e. SSD is big enough)
- Single threaded FUSE only
- No sharing in the cloud – cloud is dedicated to one SSD in one client

Testing and Evaluation

- Correctness:
 - Basic functionality:
 - Read/Write files from cloud storage
 - Persistency: No data loss after normal unmount/remount
 - Cache policy: LRU or any other advanced policy you invent
 - De-duplication: remove redundant contents
- Performance
 - Cloud storage usage costs
 - Local ssd I/O traffics
 - CPU and memory usage

How to write the report?

- Key design ideas and data-structures
 - Pictures are useful; but good one need thought and time (start early ☺)
- Reason about the performance
 - Don’ t just copy-paste the output in the report
 - Show us that you know why it is happening
- Answer the three questions in the handout

workload	SSD Blk IO	Operations on cloud storage	cloud cost
w1	# of Blk R/W	Amount of data transfer # of ops	Cost to complete a workload
w2	# of Blk R/W	Amount of data transfer # of ops	Cost to complete a workload

Tools provided

- Amazon S3 client library:
 - Libs3: A C Library API for Amazon S3, a complete support of Amazon S3 based on HTTP protocols
 - Provide a wrapper of libs3 in CloudFS skeleton code, simplified synchronous call
- Amazon S3 server simulation:
 - A Python simulation run in VirtualBox
 - Implement simple APIs: list, put, get, delete
 - Store data in default local file system inside virtual box
 - Provide simple statistics about usage cost

How to submit?

- Use Autolab for submission
 - Test compilation and correctness for milestones
 - Performance tests for grading are manually run with virtual box outside Autolab
- Deliverables:
 - Source code:
 - Good documentation in codes
 - Correct format for Makefile and input parameters
 - Follow instructions in handout to organize the code
 - Project reports
 - Key design ideas, data structures and reasons
 - Evaluation: local SSD I/Os, cloud storage costs, etc.
 - No more than 5 pages, single column with 10 pts.

Once again – start early 😊

- Project due on May 1st 2013
 - Milestone 1: demo part 1 by March 29th
 - Milestone 2: demo part 2 by April 12th
 - Milestone 3: demo part 3 by April 26th
 - Final Report Due: May 1st

Test Case

- Functionality tests:
 - copy, untar, delete, calculate md5sum
 - Build simple projects
- Large file tests:
- Cache policy tests:
 - LRU and Write-Back Cache Policy
 - Generate LRU friendly access pattern
- De-duplication tests:
 - Generate several large files with the same contents
- Persistency tests:
 - umount / mount
 - Repeat the above tests to test performance difference

Monitoring

- End-to-end running time
- SSD and HDD traffic:
 - Total number of read/write requests
 - Total number of read/write sectors
- Cloud storage:
 - Capacity usage
 - Total number of requests
 - Total bandwidth consumption
- CPU and memory usage