

# Review of mathematical foundations for Machine Learning

September 23, 2016

# Administrative

- HW2 out, due Oct 3 at 9am Pacific / 12 noon Eastern
- *Project Proposals next Monday, Sep 26*
- Add your group members names and topic to the spreadsheet (link on piazza)
- 5 min per group
  - 3 min for presentation
  - 2 min for Q & A
- Presentation slides: preliminary submission on September 26, 12 noon Pacific / 3pm Eastern
  - Does not have to be the final version
  - You may use your laptop to present the final version in class, this is for backup on mine in case of technical issues to avoid delays
- Written project proposal (1-2 pages) due September 26, 8:59pm Pacific / 11:59 pm Eastern
- If experimenting on real websites, please **obey their terms of use**
- More details on Piazza

# Random Variables

# Coin tossing experiment

- **Experiment**
  - Toss a coin twice
- **Sample space:** Possible outcomes of an experiment
  - $S = \{HH, HT, TH, TT\}$
- **Event:** subset of possible outcomes
  - $A = \{HH\}$ ,  $B = \{HT, TH\}$ ,  $C = \{TT\}$

# Random Variable (RV)

- A **random variable**  $X$  is a function from the sample space to a real number
- $X$  : (represents number of heads)
  - $\{HH\} \rightarrow 2$
  - $\{HT, TH\} \rightarrow 1$
  - $\{TT\} \rightarrow 0$
- $\Pr(\text{Experiment yields no heads}) = \Pr(\{TT\}) = \Pr(X=0)$
- Discrete RV: takes on finite number of values
- Continuous RV: takes an uncountable number of values

# Discrete RV

- Probability Mass Function (PMF)  $p_X$ 
  - Gives the probability that  $X$  will take on a *particular value*
- $p_X(a) = \Pr(X=a)$
- $\sum_i p_X(a_i) = 1$

# Continuous RV

- Probability Density Function (PDF)  $f_X$ 
  - Non-negative function such that

$$\Pr(a \leq X \leq b) = \int_a^b f_X(x) dx$$

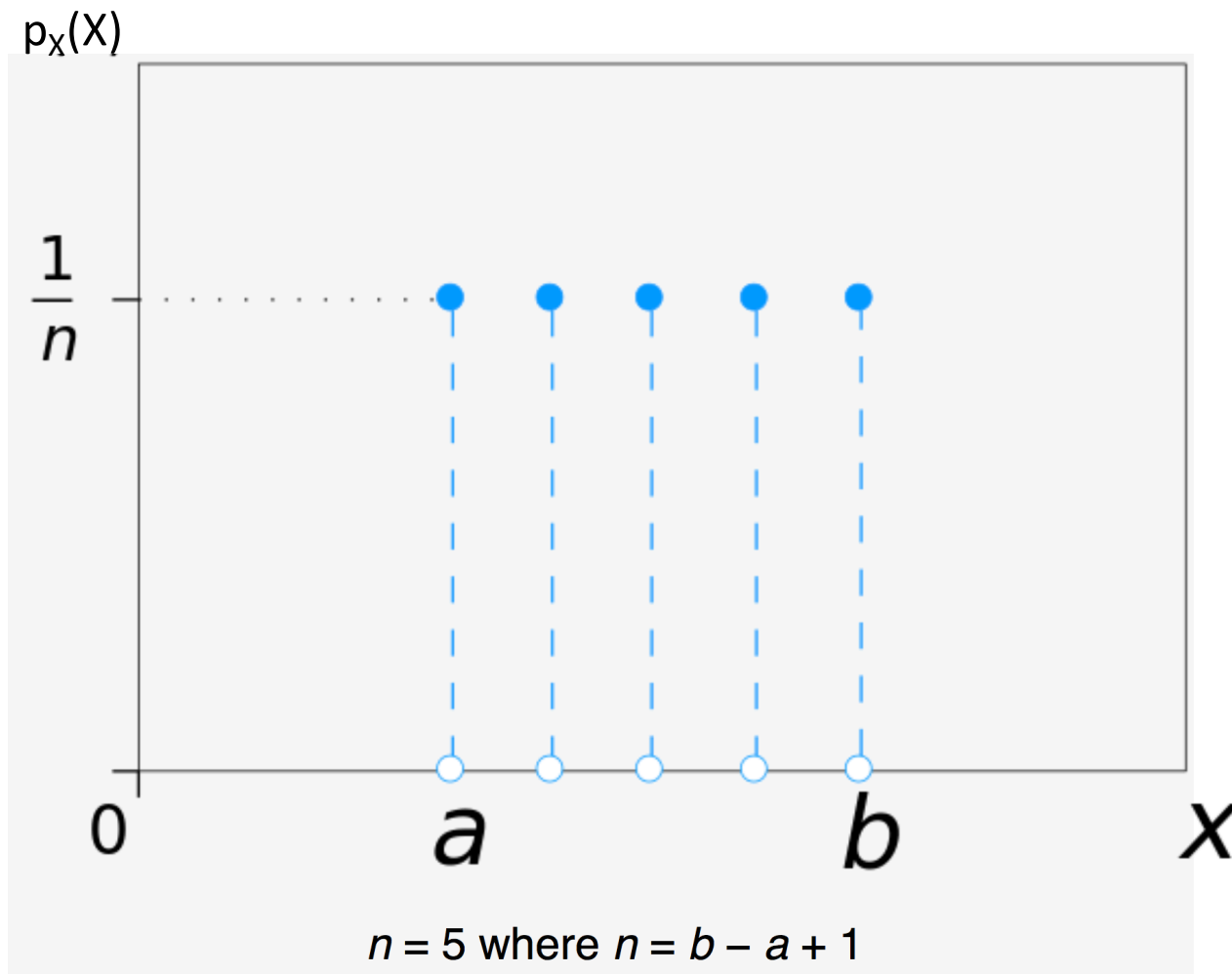
- The integral from  $-\infty$  to  $+\infty$  is 1
- $\Pr(X=a) = 0$

# Probability Distribution

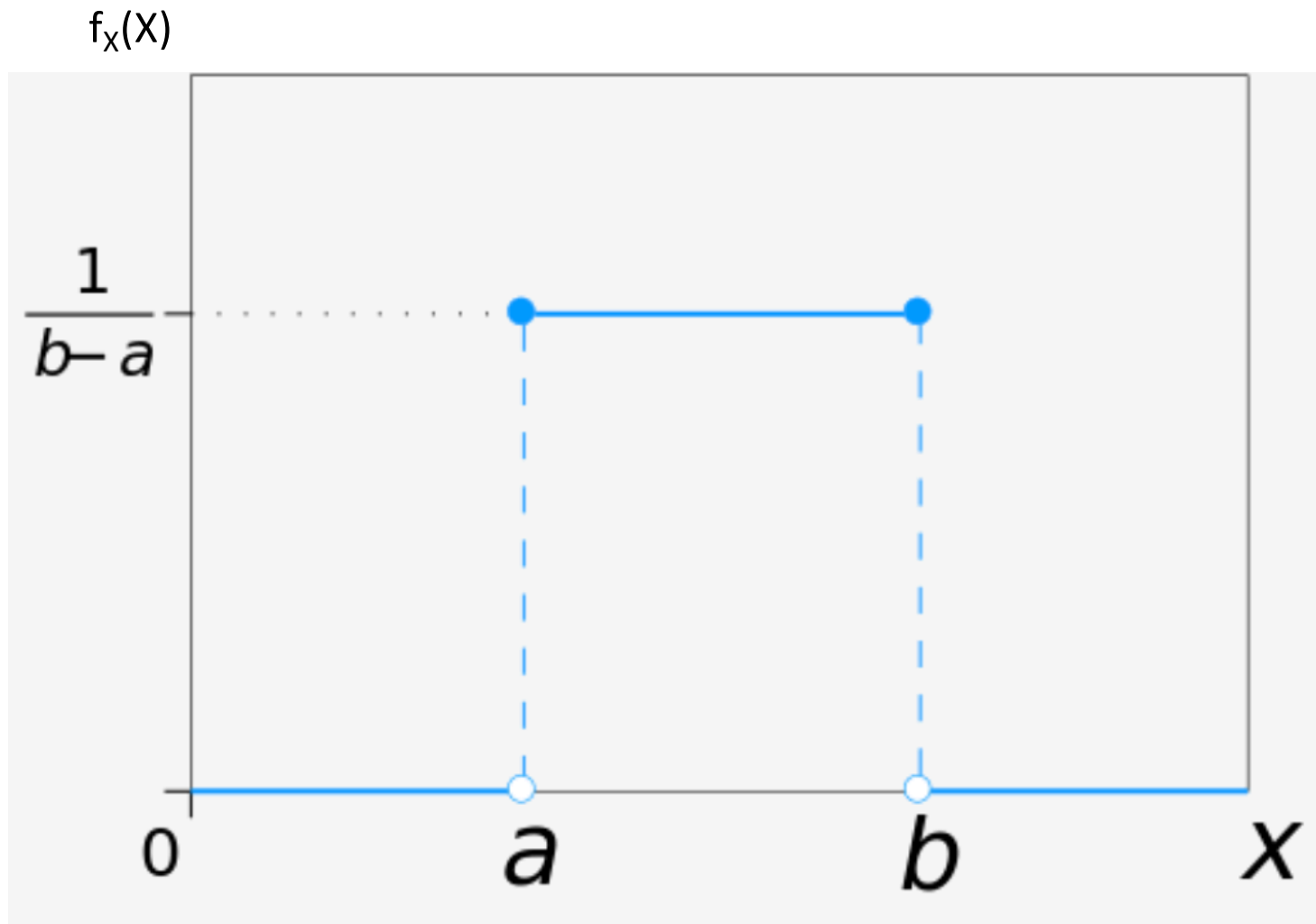
- Assigns a probability to each event in the sample space



# Discrete Uniform Distribution



# Continuous Uniform Distribution



# Laplace Distribution

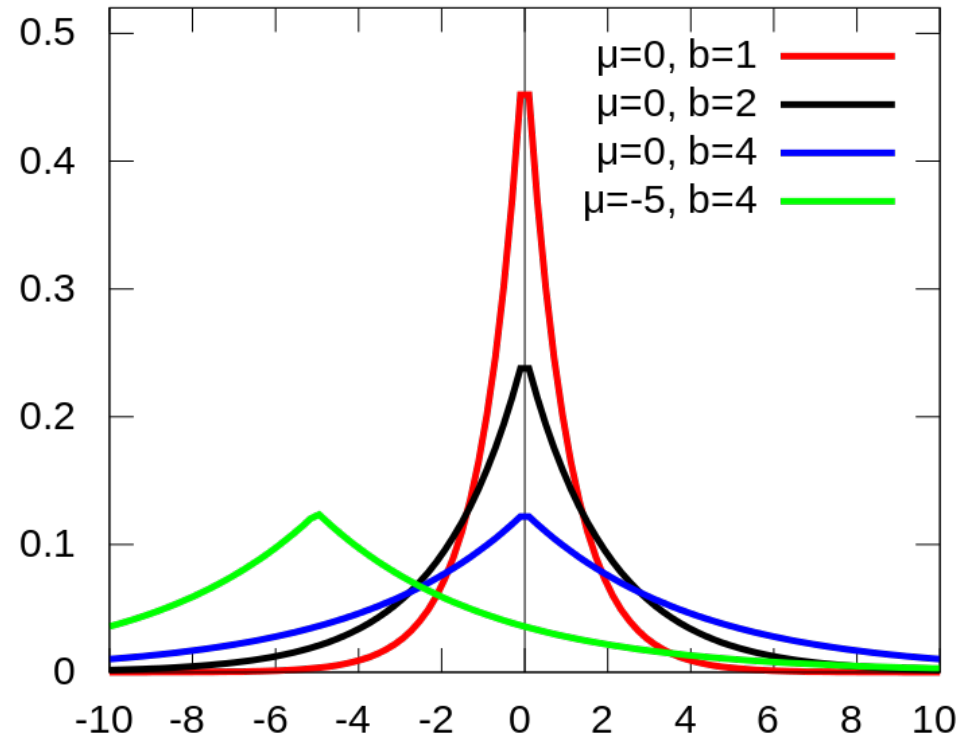
$$\text{PDF} = \frac{1}{2b} \exp\left(-\frac{|y - \mu|}{b}\right)$$

$\mu$ : location parameter

$b$ : scale parameter

Similar to PDF for normal distribution

$$f(x | \mu, \sigma^2) = \frac{1}{\sqrt{2\sigma^2\pi}} e^{-\frac{(x-\mu)^2}{2\sigma^2}}$$

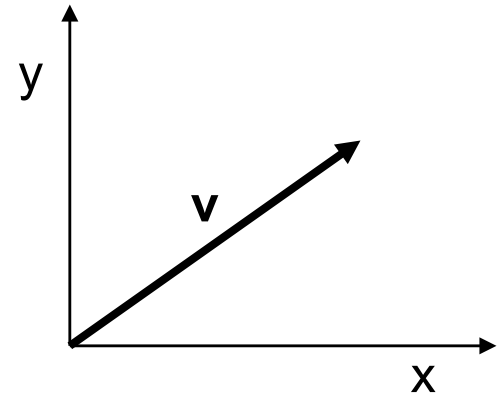


# Linear Algebra Review

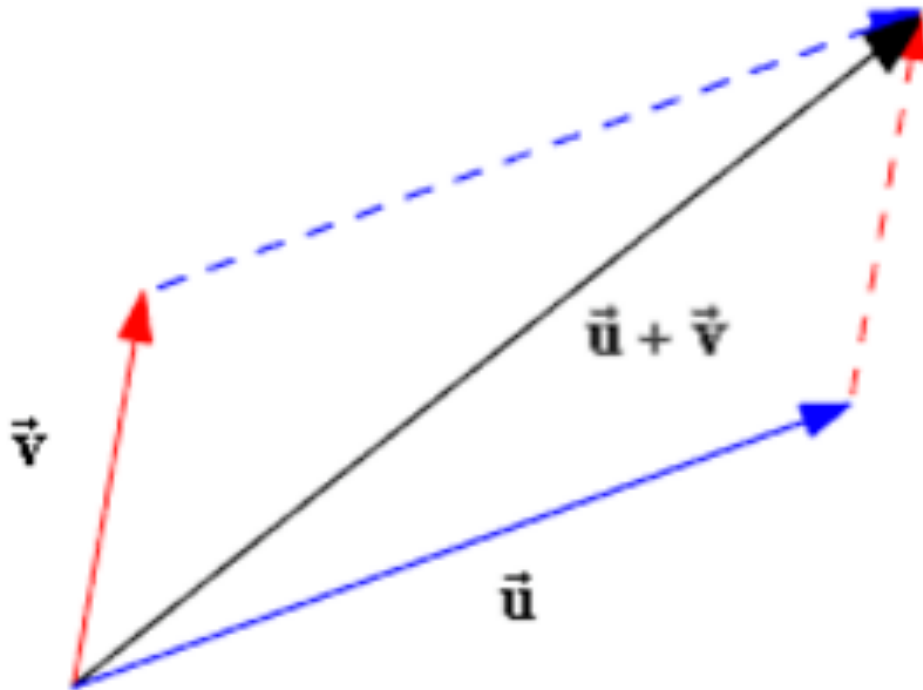
# What is a **Vector** ?

- Directed line segment in N-dimensions
  - Has “length” and “direction”
- $\mathbf{v} = [a \ b \ c]^T$ 
  - Geometry becomes linear algebra on vectors like  $\mathbf{v}$

$$\vec{v} = \begin{bmatrix} a \\ b \\ c \end{bmatrix}$$



# Vector Addition



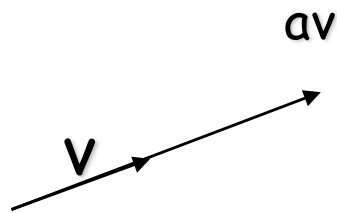
$$\mathbf{u} = (u_1, u_2)$$

$$\mathbf{v} = (v_1, v_2)$$

$$\mathbf{u} + \mathbf{v} = (u_1+v_1, u_2+v_2)$$

## Scalar Product: $a\mathbf{v}$

$$a\mathbf{v} = a(x_1, x_2) = (ax_1, ax_2)$$



Changes only the length (“scaling”), but keep direction fixed.

# Vectors: Dot Product

$$A \cdot B = A^T B = \begin{bmatrix} a & b & c \end{bmatrix} \begin{bmatrix} d \\ e \\ f \end{bmatrix} = ad + be + cf$$

Think of the dot product as a matrix multiplication

$$\|A\|^2 = A^T A = aa + bb + cc$$

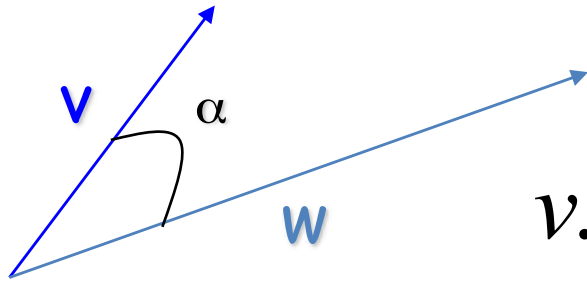
The magnitude is the dot product of a vector with itself

$$A \cdot B = \|A\| \|B\| \cos(\theta)$$

The dot product is also related to the angle between the two vectors



# Inner (dot) Product: $\mathbf{v} \cdot \mathbf{w}$ or $\mathbf{w}^T \mathbf{v}$



$$\mathbf{v} \cdot \mathbf{w} = (x_1, x_2) \cdot (y_1, y_2) = x_1 y_1 + x_2 y_2$$

The inner product is a **SCALAR**

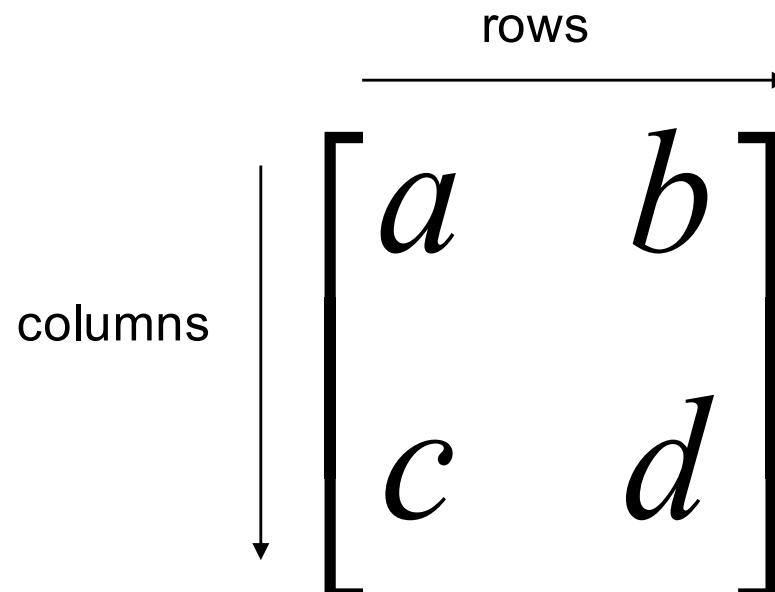
$$\mathbf{v} \cdot \mathbf{w} = (x_1, x_2) \cdot (y_1, y_2) = \|\mathbf{v}\| \cdot \|\mathbf{w}\| \cos \alpha$$

$$\mathbf{v} \cdot \mathbf{w} = 0 \Leftrightarrow \mathbf{v} \perp \mathbf{w}$$

If vectors  $\mathbf{v}$ ,  $\mathbf{w}$  are “columns”, then dot product is  $\mathbf{w}^T \mathbf{v}$

# Matrix

- A matrix is a set of elements, organized into rows and columns



# Basic Matrix Operations

Addition, Subtraction, Multiplication:  
creating new matrices (or functions)

$$\begin{bmatrix} a & b \\ c & d \end{bmatrix} + \begin{bmatrix} e & f \\ g & h \end{bmatrix} = \begin{bmatrix} a+e & b+f \\ c+g & d+h \end{bmatrix}$$

**Add elements**

$$\begin{bmatrix} a & b \\ c & d \end{bmatrix} - \begin{bmatrix} e & f \\ g & h \end{bmatrix} = \begin{bmatrix} a-e & b-f \\ c-g & d-h \end{bmatrix}$$

**Subtract elements**

$$\begin{bmatrix} a & b \\ c & d \end{bmatrix} \begin{bmatrix} e & f \\ g & h \end{bmatrix} = \begin{bmatrix} ae+bg & af+bh \\ ce+dg & cf+dh \end{bmatrix}$$

**Multiply each row  
by each column**

# Matrix Times Matrix

$$\mathbf{L} = \mathbf{M} \cdot \mathbf{N}$$

$$\begin{bmatrix} l_{11} & l_{12} & l_{13} \\ l_{21} & l_{22} & l_{23} \\ l_{31} & l_{32} & l_{33} \end{bmatrix} = \begin{bmatrix} m_{11} & m_{12} & m_{13} \\ m_{21} & m_{22} & m_{23} \\ m_{31} & m_{32} & m_{33} \end{bmatrix} \cdot \begin{bmatrix} n_{11} & n_{12} & n_{13} \\ n_{21} & n_{22} & n_{23} \\ n_{31} & n_{32} & n_{33} \end{bmatrix}$$

$$l_{12} = m_{11}n_{12} + m_{12}n_{22} + m_{13}n_{32}$$

# Multiplication

- Is  $AB = BA$ ?

# Multiplication

- Is  $AB = BA$ ?

$$\begin{bmatrix} a & b \\ c & d \end{bmatrix} \begin{bmatrix} e & f \\ g & h \end{bmatrix} = \begin{bmatrix} ae + bg & \dots \\ \dots & \dots \end{bmatrix} \quad \begin{bmatrix} e & f \\ g & h \end{bmatrix} \begin{bmatrix} a & b \\ c & d \end{bmatrix} = \begin{bmatrix} ea + fc & \dots \\ \dots & \dots \end{bmatrix}$$

- Matrix multiplication AB:
  - Apply transformation B first, then transform using A
- Not commutative

# Matrix operating on vectors

- Matrix is like a function that transforms the vectors on a plane
- Matrix operating on a general point => transforms x- and y-components
- *System of linear equations*: matrix holds the coefficients

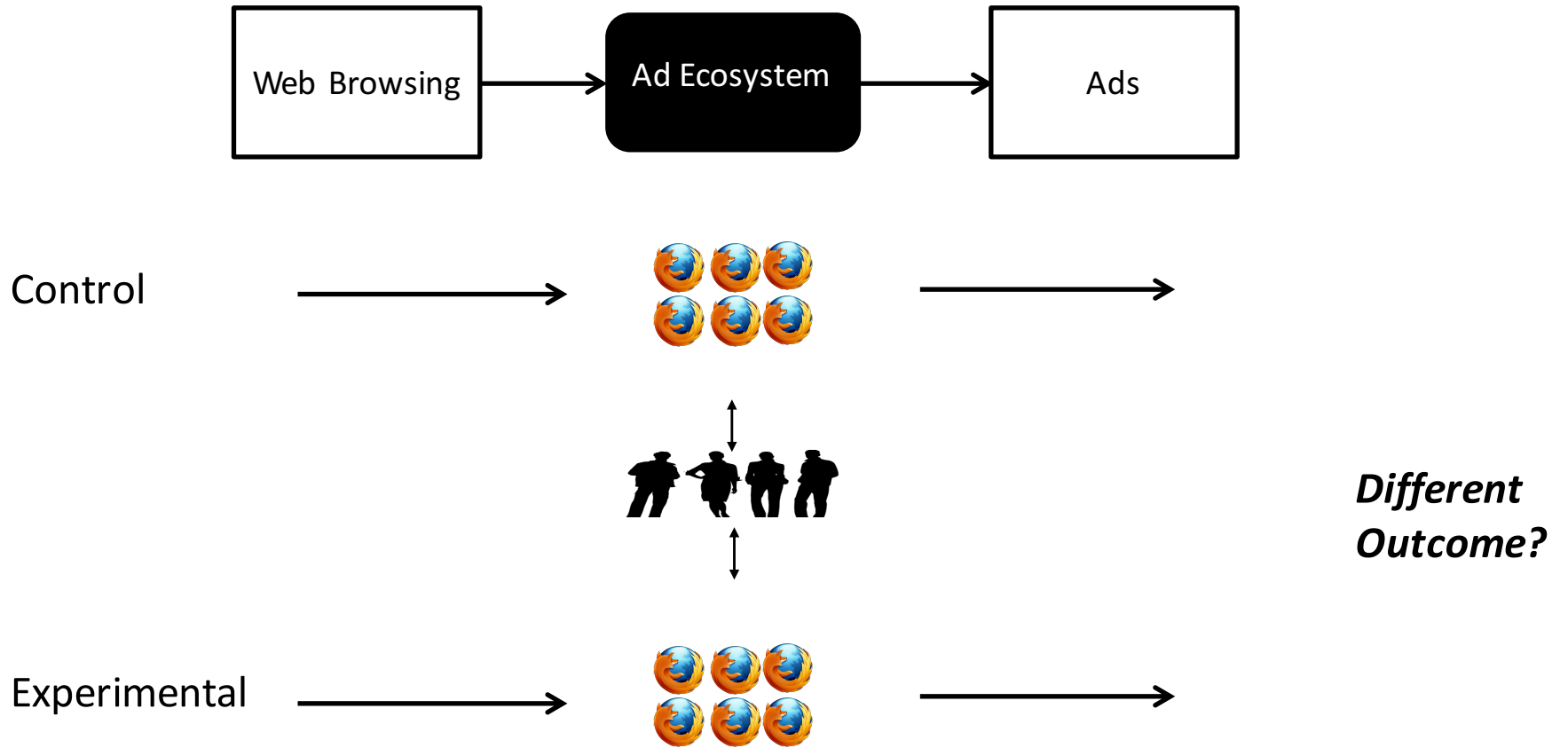
- $x' = ax + by$
- $y' = cx + dy$

$$\begin{bmatrix} a & b \\ c & d \end{bmatrix} \begin{bmatrix} x \\ y \end{bmatrix} = \begin{bmatrix} x' \\ y' \end{bmatrix}$$

# Logistic Regression and AdFisher



# AdFisher



# Determining whether the difference in outcomes is statistically significant

- AdFisher splits the measurements collected into training and testing subsets.
- Examines the training subset to select a classifier that distinguishes between the measurements taken from each group.
- Uses ***logistic regression*** for classification.

# Logistic Regression

- Technique for classification
  - Known as “regression” because a linear model is fit to the feature space
  - Probabilistic method of classification
- Models relationship between set of variables
  - Binary variables: Allergic to peanuts
  - Categorical: types of cancer such as brain cancer / leukemia / lymphoma / melanoma / etc
  - Continuous: weight / height

# Ways to express probability

- $\Pr(E1) = p$
- $\Pr(E2) = 1 - p = q$
- Express  $\Pr(E1)$  as:

	<b>Notation</b>	<b>Range</b>		
standard	$p$	0	0.5	1
odds	$p/q$	0	1	$+\infty$
Log(odds)	$\log(p/q)$	$-\infty$	0	$+\infty$

# Log(odds)

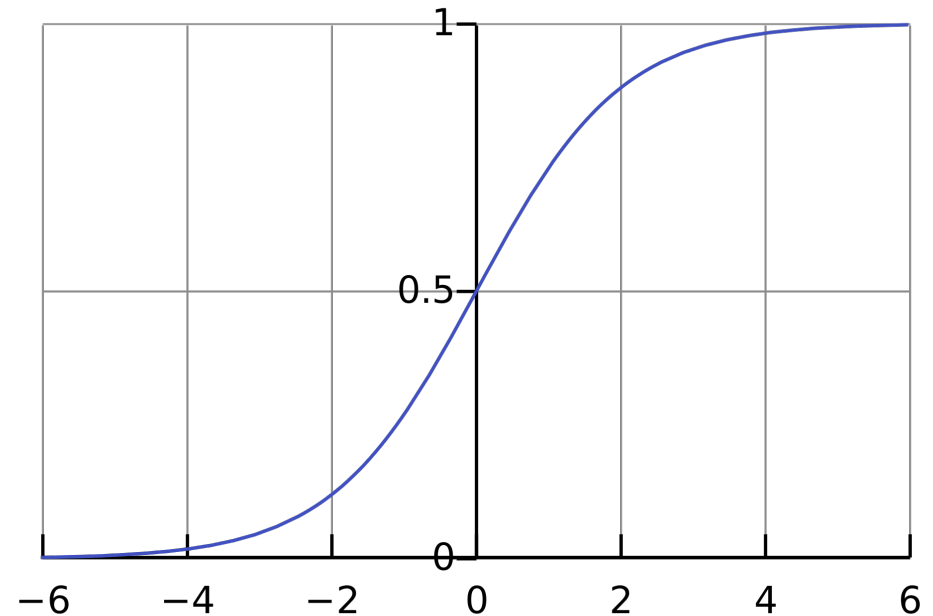
- If neither event is favored:
  - $\log(\text{odds}) = \log(0.5/0.5) = \log(1) = 0$
- If event E1 is favored over event E2:
  - $\text{Log}(\text{odds of E1}) = \log(p/q) = \log(0.8/0.2) = \log(4)$
  - $\text{Log}(\text{odds of E2}) = \log(q/p) = \log(0.2/0.8) = -\log(4)$
- Useful in domains where relative probabilities are small

# Log(odds) to logistic functions

$$z = \log\left(\frac{p}{1-p}\right)$$

$$\frac{p}{1-p} = e^z$$

$$p = \frac{e^z}{1+e^z} = \frac{1}{1+e^{-z}}$$



# Using a logistic regression model

- Model a vector **B** in d-dim features space
- For a point **x** in feature space, project it onto **B** to convert it into a real number  $z$  in the range  $-\infty$  to  $+\infty$
- Map  $z$  to range  $[0,1]$  using logistic function

$$p = \frac{e^z}{1 + e^z} = \frac{1}{1 + e^{-z}}$$

- Prediction from a logistic regression model can be viewed as a probability of class membership

# Training a logistic regression model

- Optimize vector  $B$
- Ensures the model gives the best possible reproduction of training set labels
- Usually done by numerical approximation of maximum likelihood