

System-Wide Centrally Coordinated Power System Operation and Control Challenges & Future Directions

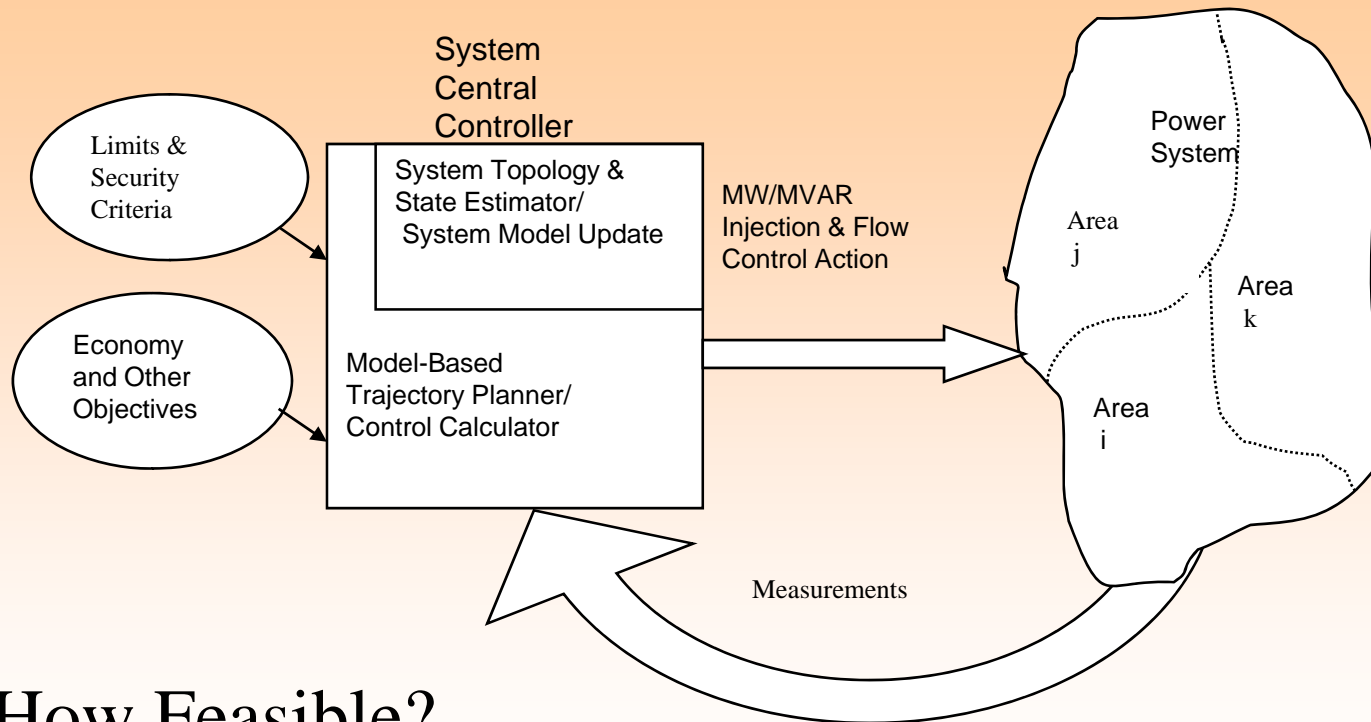
CMU March 13, 2012

B. Fardanesh

New York Power Authority






The Ideal Control Scenario- Centrality



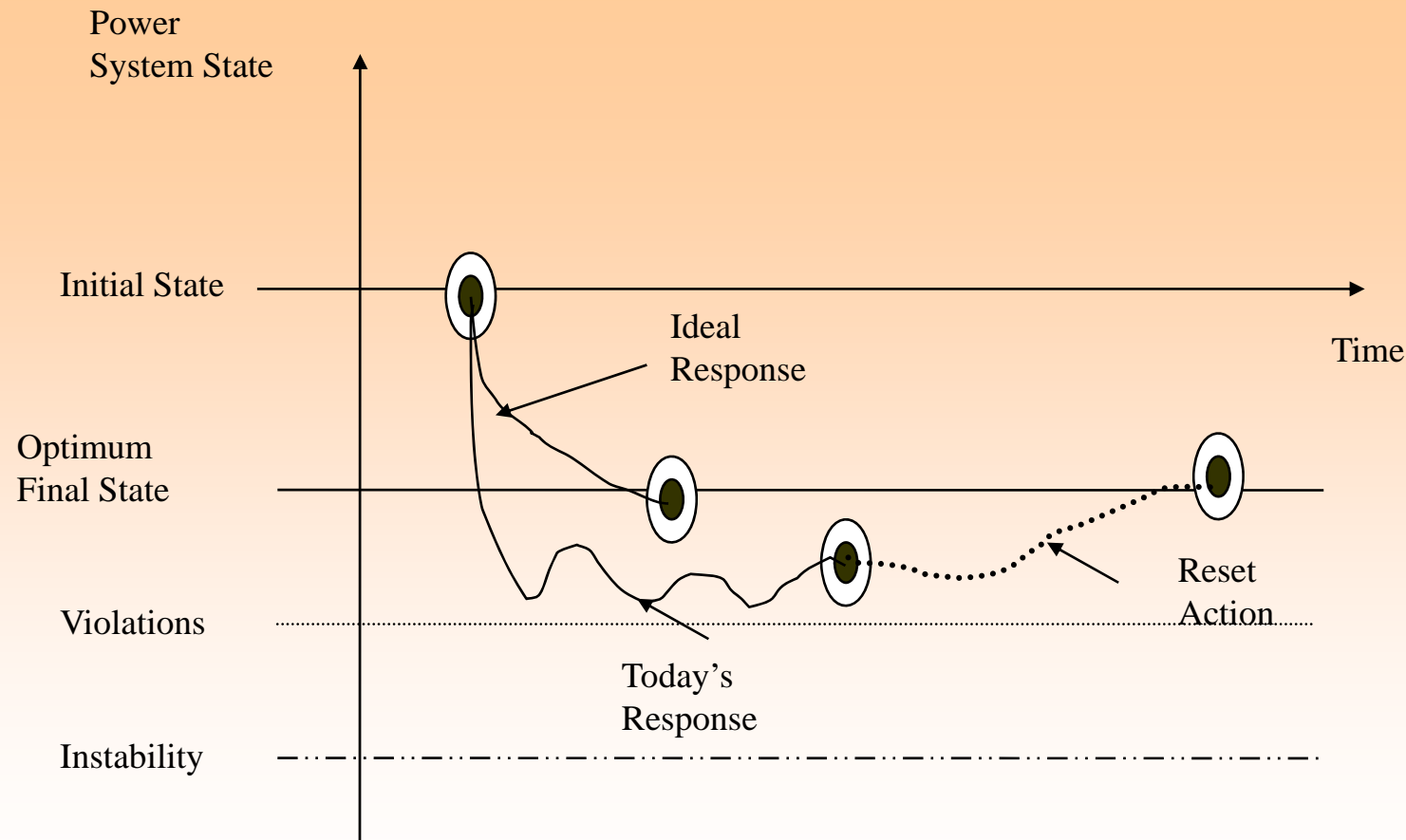
How Feasible?

Limitations:

- Structural: Geographically Distributed Nature
 Communications
- Computational Speed  Control Bandwidth
- Existence of Controllers  Infrastructure

Relying on Margin- No Coordinated Active Steering

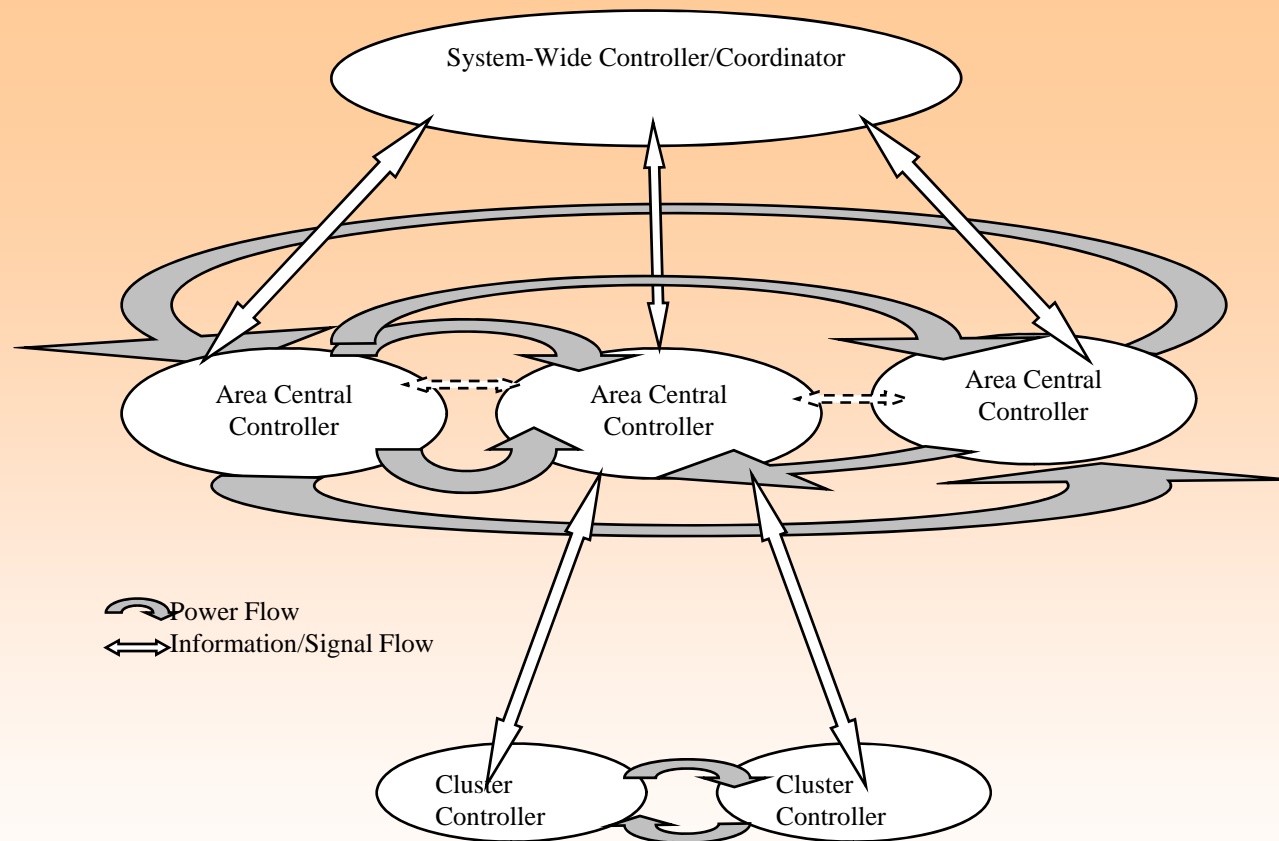
Price Paid in Performance & Cost



Solution- A Way Out

- Can still exert Centrality and Coordinated Control via Hierarchical (Multi-Level) Control
- Offers a Divide and Conquer Capability
- Complex in its True Form

Hierarchical (Multi-Level) Control Structure



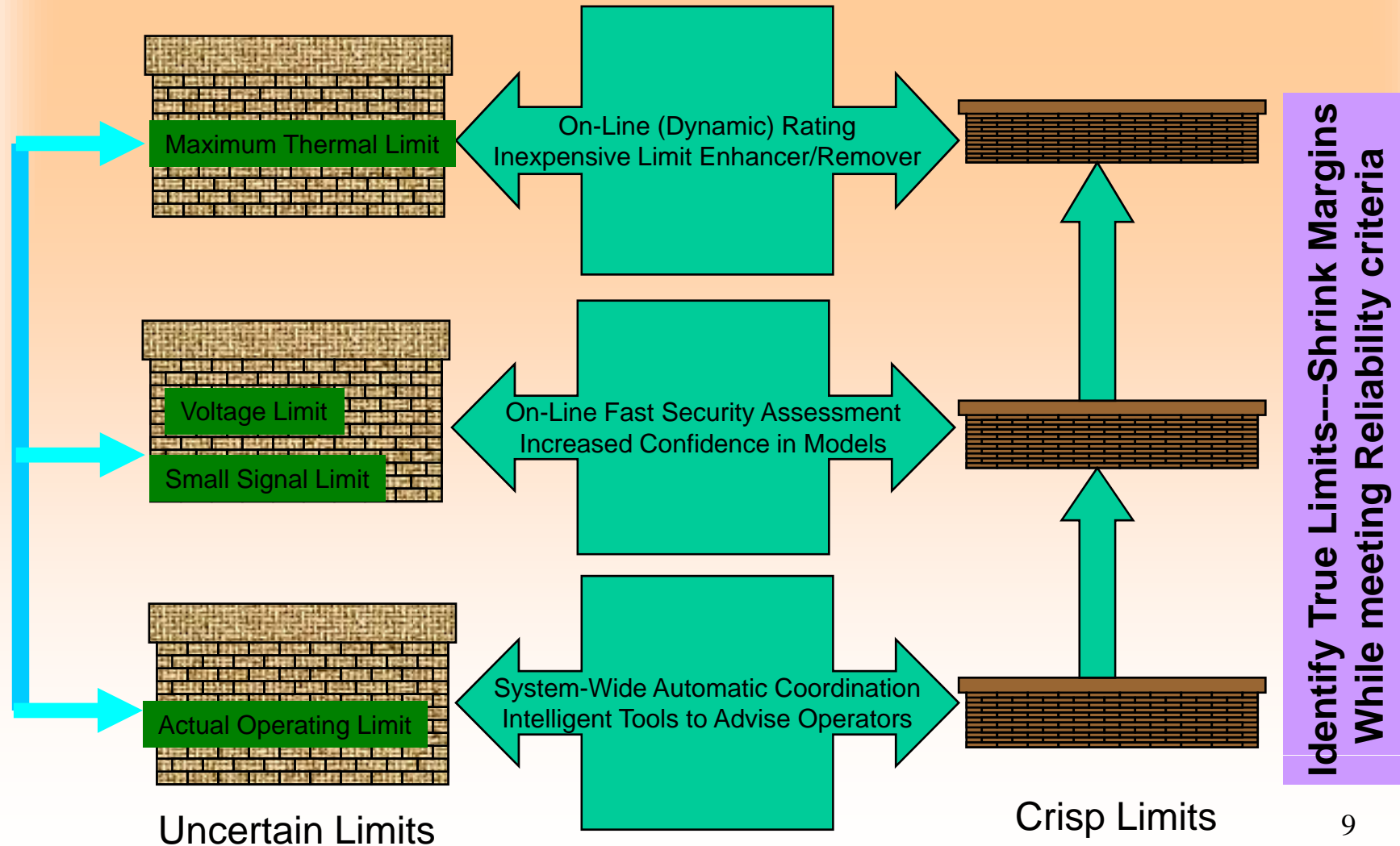
The Main Premise:

Minimization of operating margins or maximum utilization of existing transmission assets with heavier reliance on traditional as well as new control equipment, taking full advantage of high-bandwidth integrated and centrally-coordinated control of power injections and flows, with increased system security and reliability.

Power System Operating Limits

- Transient and Small-Signal Stability
- Voltage Stability
- Thermal

Uncertainty in Computed Limits



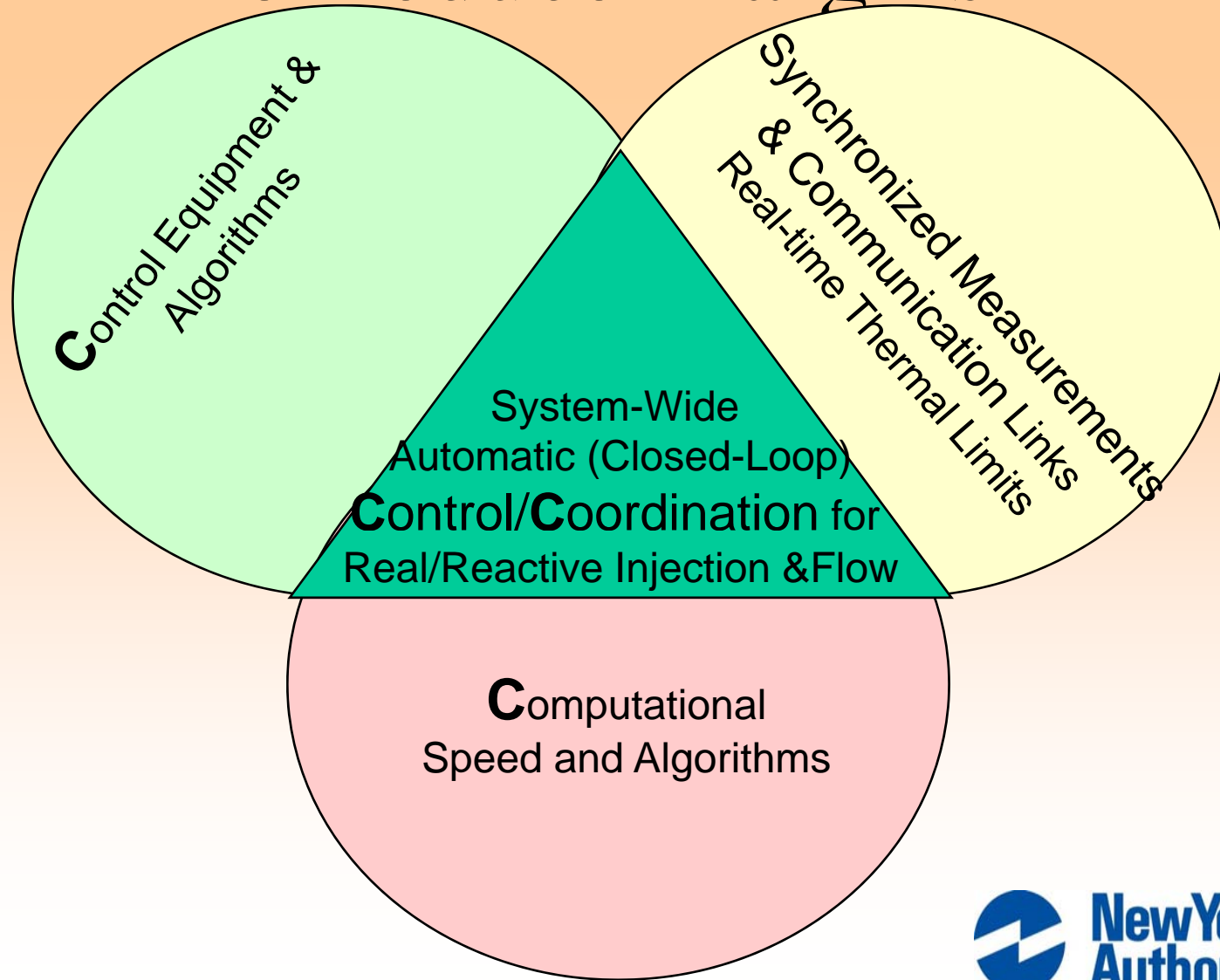
Power System Control Mechanisms

- Injection (Shunt) Controllers
 - Generator/AVR/PSS; Fixed Shunt Capacitors/Reactors(no fine control); Shunt FACTS Devices
- Routing (Series) Controllers
 - Fixed Series Capacitors/Reactors(no fine control) ; Phase-Shifters, Tap Changing Under Load Transformers (step-wise slow control); Series FACTS Devices

Centralized Coordination

- A simpler form of Hierarchical Control:
Centralized Set-Point Coordination
- Separate P and Q - Further Decomposition
- System-wide Automatic (Closed-Loop) Real Power Control Existing for Years
- System-wide Closed-Loop Reactive Power Control--Not Quite Yet!
- Sacrifices Made:
Degraded Performance
Large Margin Requirements

To Reduce Margins



Making a Case for Additional and Faster Coordinated Controls:

Then we will have to:

- Squeeze more of the existing margins on the power system
- Expand the transmission capability via compensation both fixed and variable
- Build only in new or existing substations and/or underground to deal with NIMBY or BNANA
- Rely on additional and Faster Coordinated Controls

Operating with Less Margin Means More Reliance on Controls

Compensation and Control Solutions

- Usually a Hybrid of Switched Fixed and Vernier Control

Controller Requirements:

- Reliability/Redundancy
- Adaptability
- Flexibility

**Voltage-Sourced Converter (VSC) Based Controllers
offer such Potential**

System-wide Automatic Power Control (SAPC)

- Centrally-Coordinated Hierarchical Real Power Control to achieve Maximum Utilization closer to Thermal Capacity of Transmission System
 - Stabilization
 - Frequency Control
 - Coordinated MW Injection and Flow Control
 - Phase-Angle Equalization and Reduction across the system
 - Reduce (Delay) the need for Transmission Expansion

System-wide Automatic Voltage Control (SAVC)

- Centrally-Coordinated Hierarchical Voltage Control to achieve:
 - Voltage Stability
 - Voltage Profile Control
 - Coordinated MVar Injection and Flow Control
 - Maximum Distance to Voltage Collapse
 - Reduced or Minimized Losses

What is Needed?

Hardware:

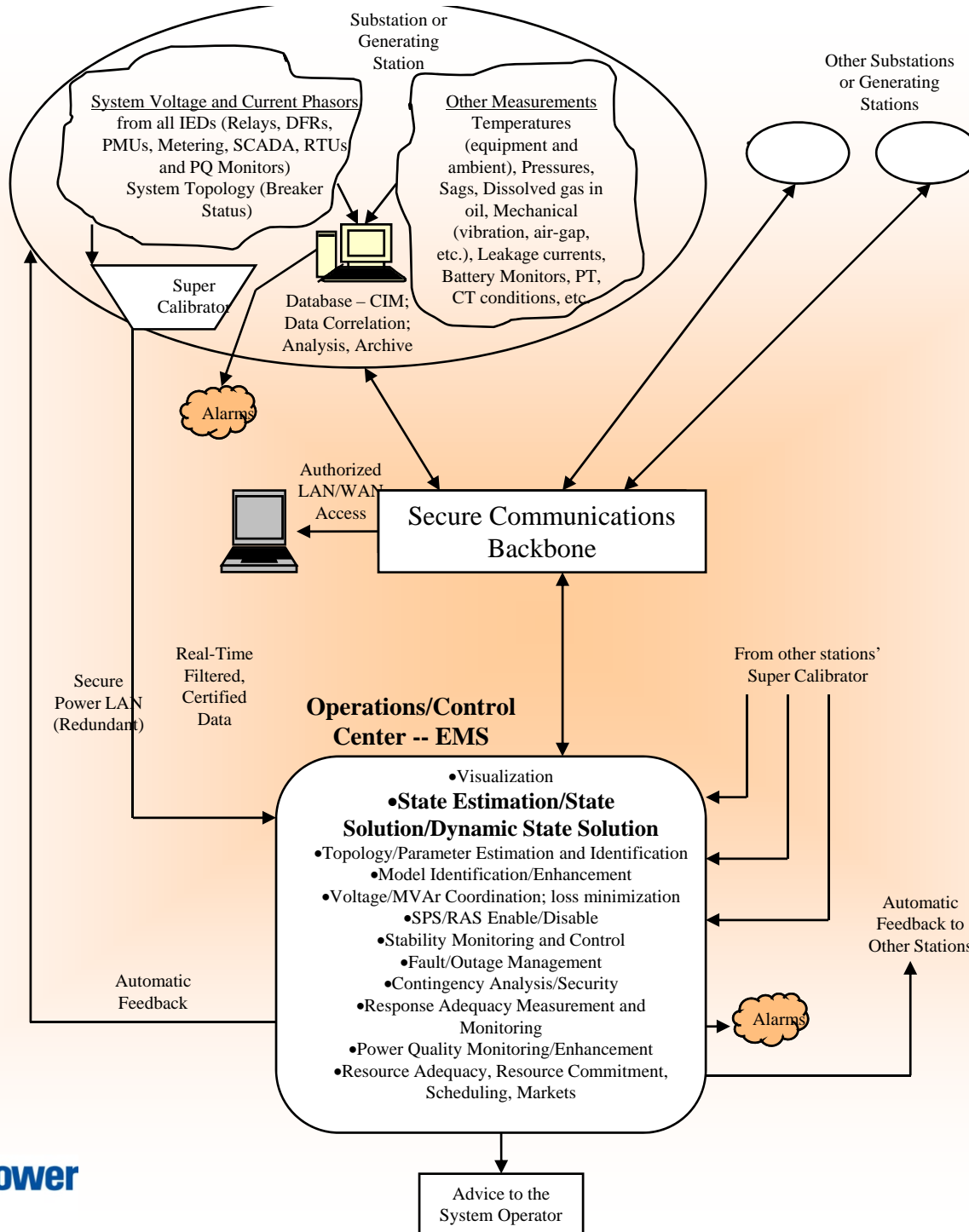
- Fast-acting MW/MVAr injection/absorption and flow controllers including fast-dynamics generators and/or energy storage devices
- Adequate highly reliable less expensive VSC-based controllers
- Abundant highly reliable high-bandwidth communication networks
- EHV level solid-state or power electronics based breakers to for increased stability
- System-wide synchronous measurements for robust and fast state and parameter feedback

What is Needed?

Algorithms and Faster Computing:

- Criteria for selection of feedback quantities for coordinated closed-loop power injection/flow control
- Determination of appropriate response rates of closed control loops
- Robust, adaptive, high-bandwidth control algorithms for large-scale structurally decentralized dynamic systems
- Faster computation capability to approach real-time optimization, coordination and control
- Proven robust hierarchical control algorithms to overcome the limitations in achieving wide-area integrated centralized controller performance
- System/equipment model identification and validation tools
- Faster algorithms for system topology and state estimation
- Parallel algorithms and faster computers

A Future Architecture for Power Systems Operations and Control



Intelligent Use of Sensing and Communications

Direct Non-Iterative State Estimation: A New Paradigm

-2415	2849	0	60	337	0	7.5	0	-85	0	-14.25	-1989	-1	0	f_1	1020
64	0	260	156	-17	-10	-6	0	0	-30	0.5	0	-25	-9	f_2	676
-1635	1667	-120	-12	321	-15	-1.5	175	20	0	-15	-1700	0	0	f_3	348
-135	97	-26	0	10	1	0	0	0	3	-0.75	-17	5	0	f_4	60
-90	10	0	0	118	0	5	0	0	0	0	-9.75	-1	0	f_5	25
0	-85	0	0	-9.5	0	0	0	5	-1	0	117	0	0	f_6	0
0	0	29	26	0	10	-1	-100	0	-4	0	0	10	-3	f_7	0
0	5	0	26	0.5	0	-1	0	0	-5	0	-1	0	-3	f_8	0
-162	3042	430	385	-117	48	23.5	-586	-351	-25	9.5	0	0	-15	f_9	2210
1125.5	-11893	850	-55	-2120	95	-40	-1170	382	-50	95	11700	0	-5	f_{10}	-2465
231	-2600	115	-61	101	-60	-31	500	300	-35	-10	0	-50	-3	f_{11}	-754
8	-26	-25	-15	1	-1.5	-1.5	5	3	0	-0.5	0	0	0	f_{12}	-130
-64.5	529	-50	-5	60	-5	0.5	10	1	0	-5	-100	0	0	f_{13}	145
0	0	0	-12	0	0	-1.5	1	17	0	0	0	0	0	f_{14}	0

- A direct one-shot solution for the state of a power system is now possible
- Full AC solution
- No more iterations
- No reliance on the “goodness” of the initial guess

-2415	2849	0	60	337	0	7.5	0	-85	0	-14.25	-1989	-1	0	f_1	1020
64	0	260	156	-17	-10	-6	0	0	-30	0.5	0	-25	-9	f_2	676
-1635	1667	-120	-12	321	-15	-1.5	175	20	0	-15	-1700	0	0	f_3	348
-135	97	-26	0	10	1	0	0	0	3	-0.75	-17	5	0	f_4	60
-90	10	0	0	118	0	5	0	0	0	-9.75	-1	0	0	f_5	25
0	-85	0	0	-9.5	0	0	0	5	-1	0	117	0	0	f_6	0
0	0	29	26	0	10	-1	-100	0	-4	0	0	10	-3	f_7	0
0	5	0	26	0.5	0	-1	0	0	-5	0	-1	0	-3	f_8	0
-162	3042	430	385	-117	48	23.5	-586	-351	-25	9.5	0	0	-15	f_9	2210
1125.5	-11893	850	-55	-2120	95	-40	-1170	382	-50	95	11700	0	-5	f_{10}	-2465
231	-2600	115	-61	101	-60	-31	500	300	-35	-10	0	-50	-3	f_{11}	-754
8	-26	-25	-15	1	-1.5	-1.5	5	3	0	-0.5	0	0	0	f_{12}	-130
-64.5	529	-50	-5	60	-5	0.5	10	1	0	-5	-100	0	0	f_{13}	145
0	0	0	-12	0	0	-1.5	1	17	0	0	0	0	0	f_{14}	0

-2415	2849	0	60	337	0	7.5	0	-85	0	-14.25	-1989	-1	0	f_1	1020
64	0	260	156	-17	-10	-6	0	0	-30	0.5	0	-25	-9	f_2	676
-1635	1667	-120	-12	321	-15	-1.5	175	20	0	-15	-1700	0	0	f_3	348
-135	97	-26	0	10	1	0	0	0	3	-0.75	-17	5	0	f_4	60
-90	10	0	0	118	0	5	0	0	0	-9.75	-1	0	0	f_5	25
0	-85	0	0	-9.5	0	0	0	5	-1	0	117	0	0	f_6	0
0	0	29	26	0	10	-1	-100	0	-4	0	0	10	-3	f_7	0
0	5	0	26	0.5	0	-1	0	0	-5	0	-1	0	-3	f_8	0
-162	3042	430	385	-117	48	23.5	-586	-351	-25	9.5	0	0	-15	f_9	2210
1125.5	-11893	850	-55	-2120	95	-40	-1170	382	-50	95	11700	0	-5	f_{10}	-2465
231	-2600	115	-61	101	-60	-31	500	300	-35	-10	0	-50	-3	f_{11}	-754
8	-26	-25	-15	1	-1.5	-1.5	5	3	0	-0.5	0	0	0	f_{12}	-130
-64.5	529	-50	-5	60	-5	0.5	10	1	0	-5	-100	0	0	f_{13}	145
0	0	0	-12	0	0	-1.5	1	17	0	0	0	0	0	f_{14}	0

-2415	2849	0	60	337	0	7.5	0	-85	0	-14.25	-1989	-1	0	f_1	1020
64	0	260	156	-17	-10	-6	0	0	-30	0.5	0	-25	-9	f_2	676
-1635	1667	-120	-12	321	-15	-1.5	175	20	0	-15	-1700	0	0	f_3	348
-135	97	-26	0	10	1	0	0	0	3	-0.75	-17	5	0	f_4	60
-90	10	0	0	118	0	5	0	0	0	-9.75	-1	0	0	f_5	25
0	-85	0	0	-9.5	0	0	0	5	-1	0	117	0	0	f_6	0
0	0	29	26	0	10	-1	-100	0	-4	0	0	10	-3	f_7	0
0	5	0	26	0.5	0	-1	0	0	-5	0	-1	0	-3	f_8	0
-162	3042	430	385	-117	48	23.5	-586	-351	-25	9.5	0	0	-15	f_9	2210
1125.5	-11893	850	-55	-2120	95	-40	-1170	382	-50	95	11700	0	-5	f_{10}	-2465
231	-2600	115	-61	101	-60	-31	500	300	-35	-10	0	-50	-3	f_{11}	-754
8	-26	-25	-15	1	-1.5	-1.5	5	3	0	-0.5	0	0	0	f_{12}	-130
-64.5	529	-50	-5	60	-5	0.5	10	1	0	-5	-100	0	0	f_{13}	145
0	0	0	-12	0	0	-1.5	1	17	0	0	0	0	0	f_{14}	0

- An envisioned faster more robust solution

A Simple Example

-241.5	2849	0	60	337	0	7.5	0	-85	0	-14.25	-1989	-1	0	f ₁	1020
64	0	260	156	-17	-10	-6	0	0	-30	0.5	0	-25	-9	f ₂	676
-163.5	1667	-120	-12	321	-15	-1.5	175	20	0	-15	-1700	0	0	f ₃	348
-13.5	97	-26	0	10	1	0	0	0	3	-0.75	-17	5	0	f ₄	60
-90	10	0	0	118	0	5	0	0	0	0	-9.75	-1	0	f ₅	25
0	-85	0	0	-9.5	0	0	0	5	-1	0	117	0	0	f ₆	0
0	0	29	26	0	10	-1	-100	0	-4	0	0	10	-3	f ₇	0
0	5	0	26	0.5	0	-1	0	0	-5	0	-1	0	-3	f ₈	0
-162	3042	430	385	-117	48	23.5	-586	-351	-25	9.5	0	0	-15	f ₉	2210
1125.5	-11893	850	-55	-2120	95	-40	-1170	382	-50	95	11700	0	-5	f ₁₀	-2465
231	-2600	115	-61	101	-60	-31	500	300	-35	-10	0	-50	-3	f ₁₁	-754
8	-26	-25	-15	1	-1.5	-1.5	5	3	0	-0.5	0	0	0	f ₁₂	-130
-64.5	529	-50	-5	60	-5	0.5	10	1	0	-5	-100	0	0	f ₁₃	145
0	0	0	-12	0	0	-1.5	1	17	0	0	0	0	0	f ₁₄	0

- Redundant Polynomial Equations

$$x_1^2 - 2x_1x_2 + x_3^2 + x_2 = 8$$

$$2x_2x_3 - x_2^2 + 2x_1x_3 = 10$$

$$5x_1x_3 - x_1^2 + 3x_3 + x_2^2 = 26$$

$$7x_1^2 - 2x_2x_3 + x_3^2 - 5x_3 = -11$$

$$x_1^2 - x_2^2 - 5x_2x_3 + 12x_1 = -13$$

-241.5	2849	0	60	337	0	7.5	0	-85	0	-14.25	-1989	-1	0	f ₁	1020
64	0	260	156	-17	-10	-6	0	0	-30	0.5	0	-25	-9	f ₂	676
-163.5	1667	-120	-12	321	-15	-1.5	175	20	0	-15	-1700	0	0	f ₃	348
-13.5	97	-26	0	10	1	0	0	0	3	-0.75	-17	5	0	f ₄	60
-90	10	0	0	118	0	5	0	0	0	0	-9.75	-1	0	f ₅	25
0	-85	0	0	-9.5	0	0	0	5	-1	0	117	0	0	f ₆	0
0	0	29	26	0	10	-1	-100	0	-4	0	0	10	-3	f ₇	0
0	5	0	26	0.5	0	-1	0	0	-5	0	-1	0	-3	f ₈	0
-162	3042	430	385	-117	48	23.5	-586	-351	-25	9.5	0	0	-15	f ₉	2210
1125.5	-11893	850	-55	-2120	95	-40	-1170	382	-50	95	11700	0	-5	f ₁₀	-2465
231	-2600	115	-61	101	-60	-31	500	300	-35	-10	0	-50	-3	f ₁₁	-754
8	-26	-25	-15	1	-1.5	-1.5	5	3	0	-0.5	0	0	0	f ₁₂	-130
-64.5	529	-50	-5	60	-5	0.5	10	1	0	-5	-100	0	0	f ₁₃	145
0	0	0	-12	0	0	-1.5	1	17	0	0	0	0	0	f ₁₄	0

-241.5	2849	0	60	337	0	7.5	0	-85	0	-14.25	-1989	-1	0	f ₁	1020
64	0	260	156	-17	-10	-6	0	0	-30	0.5	0	-25	-9	f ₂	676
-163.5	1667	-120	-12	321	-15	-1.5	175	20	0	-15	-1700	0	0	f ₃	348
-13.5	97	-26	0	10	1	0	0	0	3	-0.75	-17	5	0	f ₄	60
-90	10	0	0	118	0	5	0	0	0	0	-9.75	-1	0	f ₅	25
0	-85	0	0	-9.5	0	0	0	5	-1	0	117	0	0	f ₆	0
0	0	29	26	0	10	-1	-100	0	-4	0	0	10	-3	f ₇	0
0	5	0	26	0.5	0	-1	0	0	-5	0	-1	0	-3	f ₈	0
-162	3042	430	385	-117	48	23.5	-586	-351	-25	9.5	0	0	-15	f ₉	2210
1125.5	-11893	850	-55	-2120	95	-40	-1170	382	-50	95	11700	0	-5	f ₁₀	-2465
231	-2600	115	-61	101	-60	-31	500	300	-35	-10	0	-50	-3	f ₁₁	-754
8	-26	-25	-15	1	-1.5	-1.5	5	3	0	-0.5	0	0	0	f ₁₂	-130
-64.5	529	-50	-5	60	-5	0.5	10	1	0	-5	-100	0	0	f ₁₃	145
0	0	0	-12	0	0	-1.5	1	17	0	0	0	0	0	f ₁₄	0

- Dual Transformation and Direct One-Shot Solution

-241.5	2849	0	60	337	0	7.5	0	-85	0	-14.25	-1989	-1	0	f ₁	1020
64	0	260	156	-17	-10	-6	0	0	-30	0.5	0	-25	-9	f ₂	676
-163.5	1667	-120	-12	321	-15	-1.5	175	20	0	-15	-1700	0	0	f ₃	348
-13.5	97	-26	0	10	1	0	0	0	3	-0.75	-17	5	0	f ₄	60
-90	10	0	0	118	0	5	0	0	0	0	-9.75	-1	0	f ₅	25
0	-85	0	0	-9.5	0	0	0	5	-1	0	117	0	0	f ₆	0
0	0	29	26	0	10	-1	-100	0	-4	0	0	10	-3	f ₇	0
0	5	0	26	0.5	0	-1	0	0	-5	0	-1	0	-3	f ₈	0
-162	3042	430	385	-117	48	23.5	-586	-351	-25	9.5	0	0	-15	f ₉	2210
1125.5	-11893	850	-55	-2120	95	-40	-1170	382	-50	95	11700	0	-5	f ₁₀	-2465
231	-2600	115	-61	101	-60	-31	500	300	-35	-10	0	-50	-3	f ₁₁	-754
8	-26	-25	-15	1	-1.5	-1.5	5	3	0	-0.5	0	0	0	f ₁₂	-130
-64.5	529	-50	-5	60	-5	0.5	10	1	0	-5	-100	0	0	f ₁₃	145
0	0	0	-12	0	0	-1.5	1	17	0	0	0	0	0	f ₁₄	0

A Power System State Estimator/Solver

-241.5	2849	0	60	337	0	7.5	0	-85	0	-14.25	-1989	-1	0	f_1	1020
64	0	260	156	-17	-10	-6	0	0	-30	0.5	0	-25	-9	f_2	676
-163.5	1667	-120	-12	321	-15	-1.5	175	20	0	-15	-1700	0	0	f_3	348
-13.5	97	-26	0	10	1	0	0	0	3	-0.75	-17	5	0	f_4	60
-90	10	0	0	118	0	5	0	0	0	-9.75	-1	0	0	f_5	25
0	-85	0	0	-9.5	0	0	0	5	-1	0	117	0	0	f_6	0
0	0	29	26	0	10	-1	-100	0	-4	0	0	10	-3	f_7	0
0	5	0	26	0.5	0	-1	0	0	-5	0	-1	0	-3	f_8	0
-162	3042	430	385	-117	48	23.5	-586	-351	-25	9.5	0	0	-15	f_9	2210
1125.5	-11893	850	-55	-2120	95	-40	-1170	382	-50	95	11700	0	-5	f_{10}	-2465
231	-2600	115	-61	101	-60	-31	500	300	-35	-10	0	-50	-3	f_{11}	-754
8	-26	-25	-15	1	-1.5	-1.5	5	3	0	-0.5	0	0	0	f_{12}	-130
-64.5	529	-50	-5	60	-5	0.5	10	1	0	-5	-100	0	0	f_{13}	145
0	0	0	-12	0	0	-1.5	1	17	0	0	0	0	0	f_{14}	0

- Bus power injection equations in Rectangular form
- Naturally in the desired form:

$$\bar{V}_i = a_i + jb_i$$

$$\sum_{i=l}^N \text{Re}(Y_{ij}) \cdot (a_j a_i + b_j b_i) - \text{Im}(Y_{ij}) \cdot (a_i b_j - a_j b_i) = P_{G_j} - P_{D_j}$$

$$- \sum_{i=l}^N \text{Re}(Y_{ij}) \cdot (a_j a_i - a_i b_j) + \text{Im}(Y_{ij}) \cdot (a_i a_j + b_j b_i) = Q_{G_j} - Q_{D_j} \quad j = 2, \dots, N$$

-241.5	2849	0	60	337	0	7.5	0	-85	0	-14.25	-1989	-1	0	f_1	1020
64	0	260	156	-17	-10	-6	0	0	-30	0.5	0	-25	-9	f_2	676
-163.5	1667	-120	-12	321	-15	-1.5	175	20	0	-15	-1700	0	0	f_3	348
-13.5	97	-26	0	10	1	0	0	0	3	-0.75	-17	5	0	f_4	60
-90	10	0	0	118	0	5	0	0	0	-9.75	-1	0	0	f_5	25
0	-85	0	0	-9.5	0	0	0	5	-1	0	117	0	0	f_6	0
0	0	29	26	0	10	-1	-100	0	-4	0	0	10	-3	f_7	0
0	5	0	26	0.5	0	-1	0	0	-5	0	-1	0	-3	f_8	0
-162	3042	430	385	-117	48	23.5	-586	-351	-25	9.5	0	0	-15	f_9	2210
1125.5	-11893	850	-55	-2120	95	-40	-1170	382	-50	95	11700	0	-5	f_{10}	-2465
231	-2600	115	-61	101	-60	-31	500	300	-35	-10	0	-50	-3	f_{11}	-754
8	-26	-25	-15	1	-1.5	-1.5	5	3	0	-0.5	0	0	0	f_{12}	-130
-64.5	529	-50	-5	60	-5	0.5	10	1	0	-5	-100	0	0	f_{13}	145
0	0	0	-12	0	0	-1.5	1	17	0	0	0	0	0	f_{14}	0

-241.5	2849	0	60	337	0	7.5	0	-85	0	-14.25	-1989	-1	0	f_1	1020
64	0	260	156	-17	-10	-6	0	0	-30	0.5	0	-25	-9	f_2	676
-163.5	1667	-120	-12	321	-15	-1.5	175	20	0	-15	-1700	0	0	f_3	348
-13.5	97	-26	0	10	1	0	0	0	3	-0.75	-17	5	0	f_4	60
-90	10	0	0	118	0	5	0	0	0	-9.75	-1	0	0	f_5	25
0	-85	0	0	-9.5	0	0	0	5	-1	0	117	0	0	f_6	0
0	0	29	26	0	10	-1	-100	0	-4	0	0	10	-3	f_7	0
0	5	0	26	0.5	0	-1	0	0	-5	0	-1	0	-3	f_8	0
-162	3042	430	385	-117	48	23.5	-586	-351	-25	9.5	0	0	-15	f_9	2210
1125.5	-11893	850	-55	-2120	95	-40	-1170	382	-50	95	11700	0	-5	f_{10}	-2465
231	-2600	115	-61	101	-60	-31	500	300	-35	-10	0	-50	-3	f_{11}	-754
8	-26	-25	-15	1	-1.5	-1.5	5	3	0	-0.5	0	0	0	f_{12}	-130
-64.5	529	-50	-5	60	-5	0.5	10	1	0	-5	-100	0	0	f_{13}	145
0	0	0	-12	0	0	-1.5	1	17	0	0	0	0	0	f_{14}	0

• Other Measurement equations have similar form

Envisioned Benefits

- Direct State Estimation
- More robust— No more iterations
- No reliance on the initial guess
- Faster— Perhaps limited only by the communication links' latency
- A much more “dynamic” assessment of the system conditions and behavior
- Potential for ultimate use in closed-loop and automatic control of power systems

-241.5	2849	0	60	337	0	7.5	0	-85	0	-14.25	-1989	-1	0	f_1	1020
64	0	260	156	-17	-10	-6	0	0	-30	0.5	0	-25	-9	f_2	676
-163.5	1667	-120	-12	321	-15	-1.5	175	20	0	-15	-1700	0	0	f_3	348
-13.5	97	-26	0	10	1	0	0	3	-0.75	-17	5	0	0	f_4	60
-90	10	0	0	118	0	5	0	0	0	0	-9.75	-1	0	f_5	25
0	-85	0	0	-9.5	0	0	0	5	-1	0	117	0	0	f_6	0
0	0	29	26	0	10	-1	-100	0	-4	0	0	10	-3	f_7	0
0	0	0	26	0.5	0	-1	0	0	-5	0	-1	0	0	f_8	0
-162	3042	430	385	-117	48	23.5	-586	-351	-25	9.5	0	0	-15	f_9	2210
1125.5	-11893	850	-55	-2120	95	-40	-1170	382	-50	95	11700	0	-5	f_{10}	-2465
231	-2600	115	-61	101	-60	-31	500	300	-35	-10	0	-50	-3	f_{11}	-754
8	-26	-25	-15	1	-1.5	-1.5	5	3	0	-0.5	0	0	0	f_{12}	-130
-64.5	529	-50	-5	60	-5	0.5	10	1	0	-5	-100	0	0	f_{13}	145
0	0	0	-12	0	0	-1.5	1	17	0	0	0	0	0	f_{14}	0

-241.5	2849	0	60	337	0	7.5	0	-85	0	-14.25	-1989	-1	0	f_1	1020
64	0	260	156	-17	-10	-6	0	0	-30	0.5	0	-25	-9	f_2	676
-163.5	1667	-120	-12	321	-15	-1.5	175	20	0	-15	-1700	0	0	f_3	348
-13.5	97	-26	0	10	1	0	0	3	-0.75	-17	5	0	0	f_4	60
-90	10	0	0	118	0	5	0	0	0	0	-9.75	-1	0	f_5	25
0	-85	0	0	-9.5	0	0	0	5	-1	0	117	0	0	f_6	0
0	0	29	26	0	10	-1	-100	0	-4	0	0	10	-3	f_7	0
0	0	0	26	0.5	0	-1	0	0	-5	0	-1	0	-3	f_8	0
-162	3042	430	385	-117	48	23.5	-586	-351	-25	9.5	0	0	-15	f_9	2210
1125.5	-11893	850	-55	-2120	95	-40	-1170	382	-50	95	11700	0	-5	f_{10}	-2465
231	-2600	115	-61	101	-60	-31	500	300	-35	-10	0	-50	-3	f_{11}	-754
8	-26	-25	-15	1	-1.5	-1.5	5	3	0	-0.5	0	0	0	f_{12}	-130
-64.5	529	-50	-5	60	-5	0.5	10	1	0	-5	-100	0	0	f_{13}	145
0	0	0	-12	0	0	-1.5	1	17	0	0	0	0	0	f_{14}	0

-241.5	2849	0	60	337	0	7.5	0	-85	0	-14.25	-1989	-1	0	f_1	1020
64	0	260	156	-17	-10	-6	0	0	-30	0.5	0	-25	-9	f_2	676
-163.5	1667	-120	-12	321	-15	-1.5	175	20	0	-15	-1700	0	0	f_3	348
-13.5	97	-26	0	10	1	0	0	3	-0.75	-17	5	0	0	f_4	60
-90	10	0	0	118	0	5	0	0	0	0	-9.75	-1	0	f_5	25
0	-85	0	0	-9.5	0	0	0	5	-1	0	117	0	0	f_6	0
0	0	29	26	0	10	-1	-100	0	-4	0	0	10	-3	f_7	0
0	0	0	26	0.5	0	-1	0	0	-5	0	-1	0	-3	f_8	0
-162	3042	430	385	-117	48	23.5	-586	-351	-25	9.5	0	0	-15	f_9	2210
1125.5	-11893	850	-55	-2120	95	-40	-1170	382	-50	95	11700	0	-5	f_{10}	-2465
231	-2600	115	-61	101	-60	-31	500	300	-35	-10	0	-50	-3	f_{11}	-754
8	-26	-25	-15	1	-1.5	-1.5	5	3	0	-0.5	0	0	0	f_{12}	-130
-64.5	529	-50	-5	60	-5	0.5	10	1	0	-5	-100	0	0	f_{13}	145
0	0	0	-12	0	0	-1.5	1	17	0	0	0	0	0	f_{14}	0

A Historic Perspective

